



18-03 Sam Brannan Court Restoration and Conversion

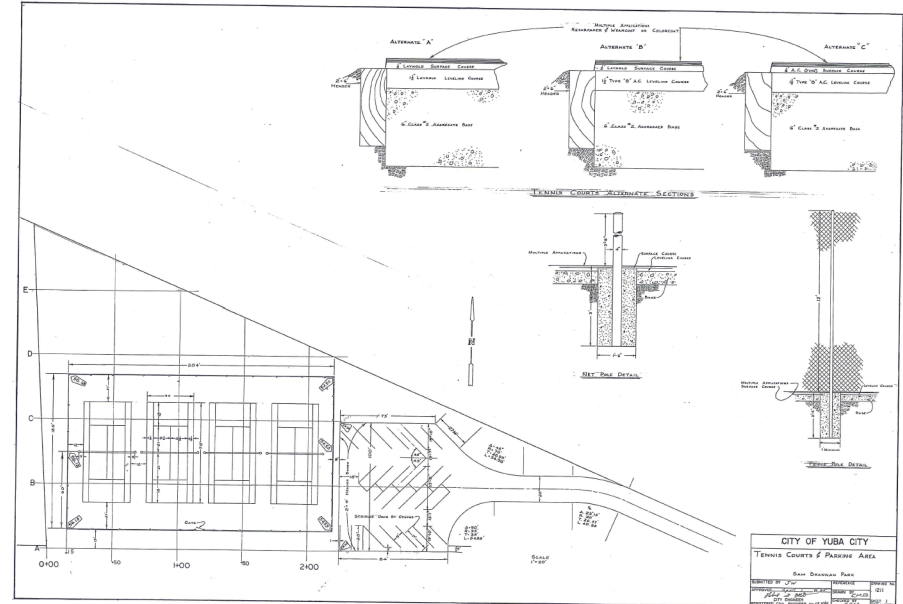


Benjamin Moody
Deputy Public Works Director – Engineering


Sam Brannan Court Restoration and Conversion: Original Design



- Court originally constructed in 1965.
- Has since required numerous resurfacing and overlay treatments.
- Court currently in poor condition.
- Complete reconstruction is best corrective measure.



Sam Brannan Court Restoration and Conversion: Current Condition



Sam Brannan Court Restoration and Conversion: Court Conversion by Popular Demand



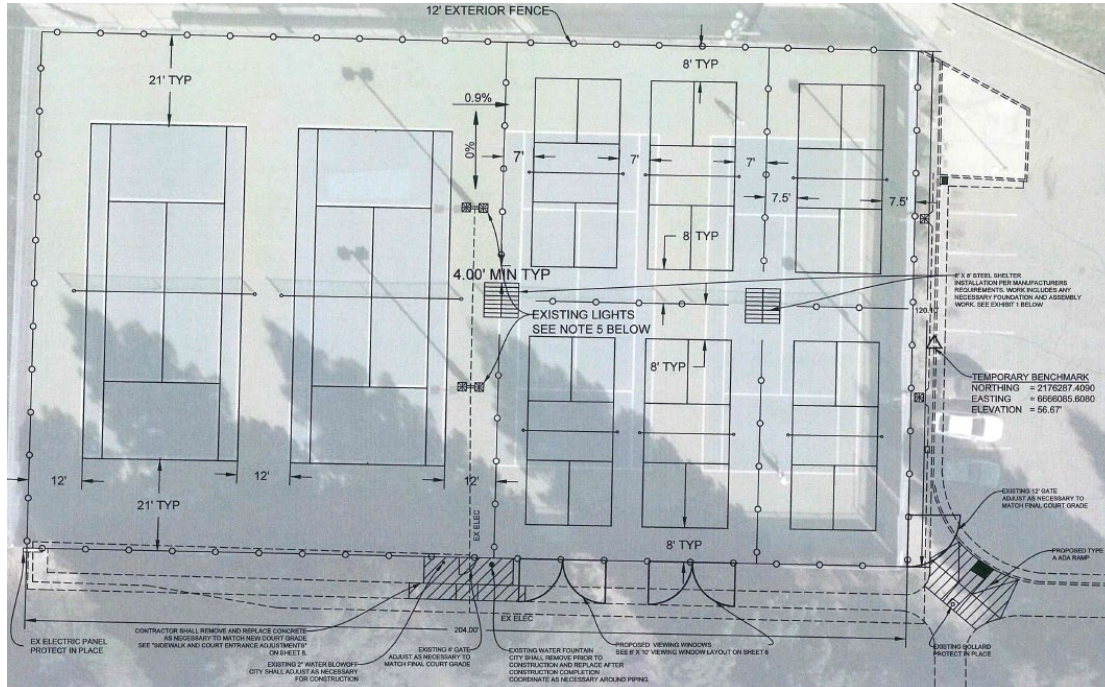
- Tennis popularity in decline.
- Pickleball popularity on the rise.
- Multiple community organizations partnering with City on the project.
- Below table lists area cities which have remodeled or completely transformed tennis courts into pickleball courts and the resulting community engagement.

Location	Courts	Participants	Tournaments
Roseville	11 indoor	120-200	2 times a year
Citrus Heights	6 outdoor	280	2 times a year
Livermore	6 indoor	150	1 time a year
Chico	4 outdoor	98-135	2 times a year
Folsom	7 indoor	140-160	N/A

Sam Brannan Court Restoration and Conversion: Sport of Pickleball



Sam Brannan Court Restoration and Conversion: Proposed Design



- Six pickleball courts, two tennis courts.
- ADA compliant entrance ramp and sidewalk modifications.
- Two Bench / shade structures.
- Four foot tall interior fencing and gated viewing windows
- High structural integrity courts to reduce future maintenance.

Bid History




- Original Bid Opening 8/8/18
 - 3 Bids received
 - Comparable bid amount \$320,000

Tough bid environment

- extremely busy contractors
 - low-competition bids being placed
- Rebid – Bid Opening 1/2/19
 - 6 Bids received
 - Approximately \$60-\$70K in savings with the better bid environment

Sam Brannan Court Restoration and Conversion: Bid Results

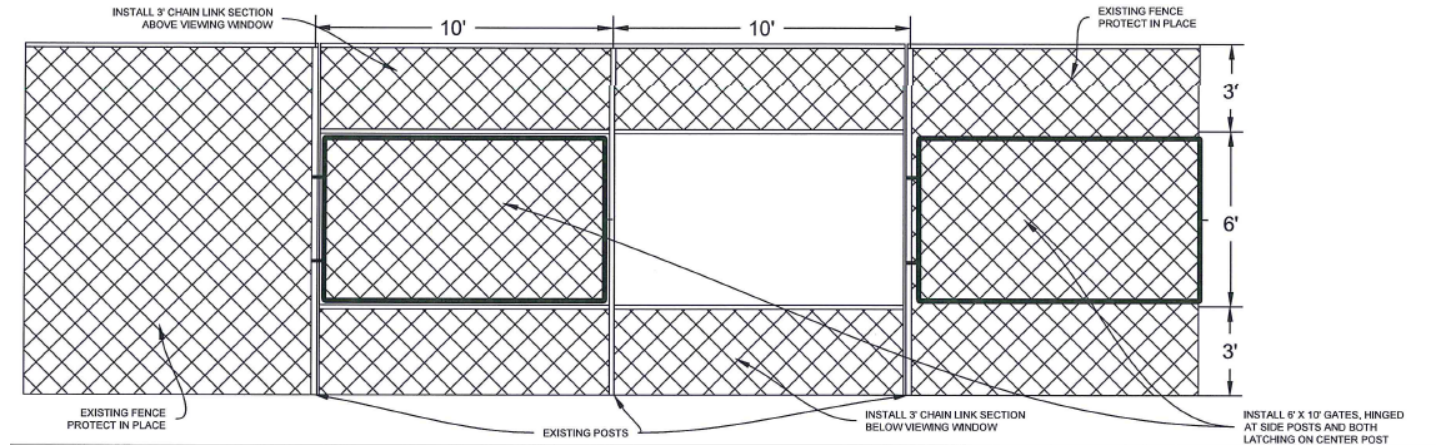


<u>Company</u>	<u>Base Bid</u>	<u>Bid + Bid Alt.</u>
• Saviano Company, Inc.	\$ 220,300.00	\$ 247,300.00
• Sierra Asphalt, Inc.	\$ 278,000.00	\$ 301,600.00
• North Star Construction	\$ 284,376.20	\$ 307,876.20
• Lamon Construction Co., Inc	\$ 306,867.80	\$ 332,667.80
• B & M Builders Inc.	\$ 312,428.00	\$ 336,904.00
• All-American Construction, Inc.	\$ 367,164.00	\$ 393,864.00
• Engineer's Estimate	\$ 270,000.00	\$ 310,239.00

Bid Alternative



- Bid Alternative \$27,000
 - Fence Modifications
 - Viewing Windows



6' X 10' VIEWING WINDOW LAYOUT, BID ALTERNATE A: BID ITEM 19

Fiscal Impact



Community Development Block Grant Funding:

- \$ 115,400

Community Organizations:

- \$ 25,000 – *Yuba City Rotary*
- \$ 25,000 – *Friends of the Yuba City Parks and Recreation Foundation*
- \$ 25,000 – *Yuba City Unified School District*

Community Services Budget:

- \$ 30,000 – 2017/18 Annual Playground Replacement Funds
- \$ 51,630 – Parks and Recreation Vehicle Replacement Funds

Total = \$272,030 (Contract Award Amount with 10% Construction Contingency/Management)

Recommendation / Questions



- Recommendations A through D
- Questions?