





① WEST ELEVATION
12" = 1'-0"




SIDING - 6" REVEAL

COLOR TO MATCH SHERWIN WILLIAMS SW 7547 "SANDBAR"



SIDING - 9" REVEAL

COLOR TO MATCH SHERWIN WILLIAMS SW 7502 "DRY DOCK"




BOARD & BATT SIDING

COLOR TO MATCH SHERWIN WILLIAMS SW 9092 "ICED MOCHA"




② NORTH ELEVATION
12" = 1'-0"




4' X 4' CEMENTITIOUS PANEL W/ CONCEALED FASTENERS

COLOR TO MATCH SHERWIN WILLIAMS SW 7694 "DROMEDARY CAMEL"



STUCCO

COLOR TO MATCH SHERWIN WILLIAMS SW 7502 "DRY DOCK"




STUCCO

COLOR TO MATCH SHERWIN WILLIAMS SW 9082 "CHOCOLATE POWDER"



③ EAST ELEVATION
12" = 1'-0"




CMU - GROUND FACE

COLOR TO MATCH BASALITE "WALNUT" #655



FASCIA, WINDOW TRIM, COPING CAP, SCUPPER & DOWNSPOUT

COLOR TO MATCH JAMES HARDIE "ARTIC WHITE"



STUCCO

COLOR TO MATCH SHERWIN WILLIAMS SW 7694 "DROMEDARY CAMEL"



⑤ SOUTH ELEVATION
12" = 1'-0"

REVISIONS

COPYRIGHT DATE
7/11/17

DRAWN BY
DE

PROJECT #
AMG17-20



Pacific West Architecture
430 E. STATE STREET, SUITE 100
EAGLE, IDAHO 83616
(208) 461-0022
fax (208) 461-3267

ALASKA - ARIZONA - CALIFORNIA - COLORADO - HAWAII - IDAHO -
LOUISIANA - MONTANA - NEW MEXICO - NEVADA - NORTH DAKOTA - OREGON -
SOUTH DAKOTA - U.S.V.I. - UTAH - WASHINGTON - WYOMING

PROJECT
NEW HAVEN COURT
448 GARDEN HIGHWAY
YUBA CITY, CA

_A5.1

SCHEMATIC SET / NOT FOR CONSTRUCTION