

Save Gauche Aquatic Park

Submitted by Feather River Aquatic Club on behalf of all citizens of
Yuba City

What does Gauche Aquatic Park
provide to the community?

“ The strength of the aquatics park is that it gives everyone from one-year-old to 90-years-old the opportunity to use this facility. ”

--Brad McIntire, then Interim Parks and Recreation Director

August 26, 2008



FRAC

Since 1968



FUN!

Training and Safety - All Year Certification



Why is the City closing the pool for almost half of the year?

The City's Explanation

- ▶ Gauche Aquatic Park operates at a loss of ~\$130,000 per year
- ▶ The City needs to “break even” on Gauche Aquatic Park
- ▶ Tens of thousands of dollars could be saved by closing the park for five months
- ▶ Many difficult budget cuts were made

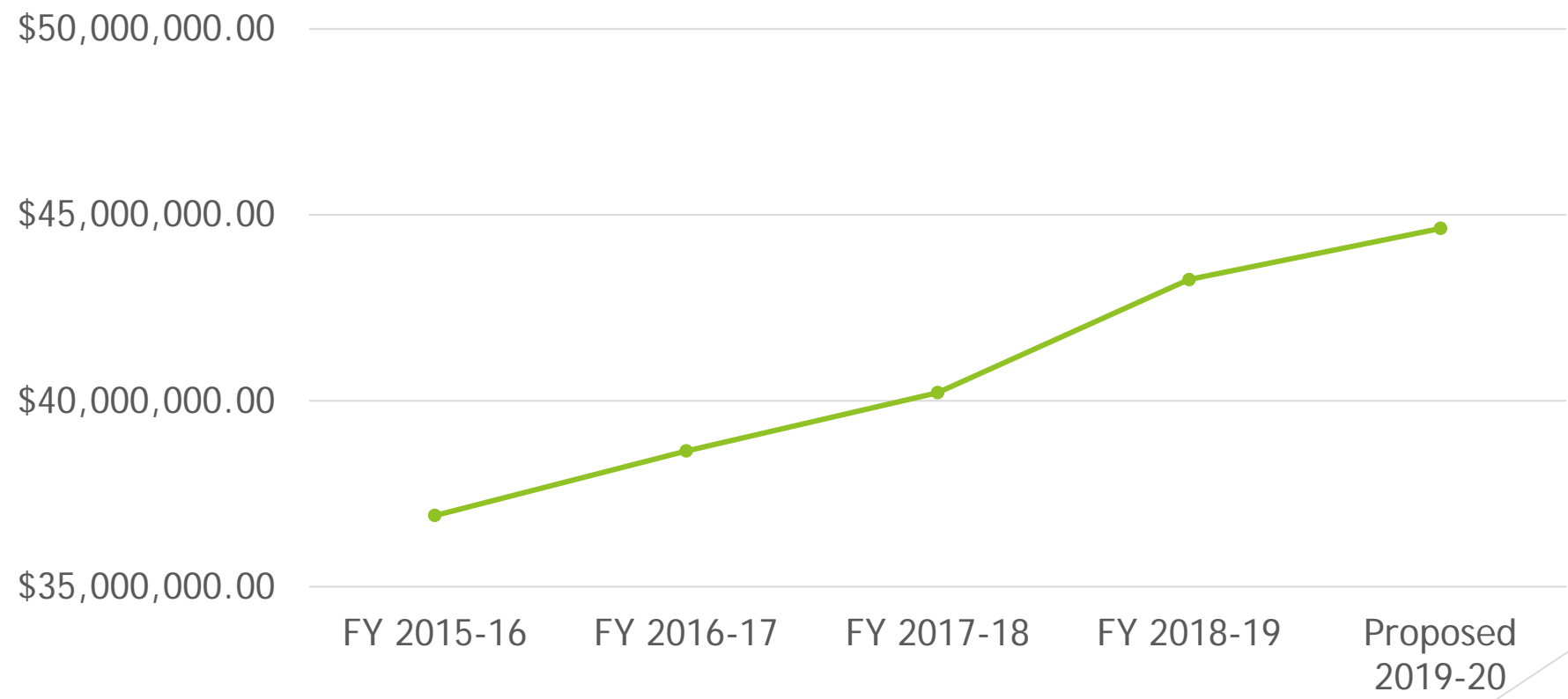
- ▶ City spent \$90,000 restoring tennis courts and building pickleball courts without expecting any revenue in return
- ▶ City spends \$1.4 million annually on parks maintenance and does not collect substantial revenue from the use of the parks
- ▶ City's FY 2019-20 proposed operating budget includes \$171,000 from user fees from the swimming pool, which is MORE than it anticipates receiving in FY 2018-19
- ▶ The City is not a business, and the economic indirect benefits of the pool substantially outweigh the direct costs

Generating revenue is NOT a purpose of parks!

Budget Questions

The background features abstract, overlapping geometric shapes in various shades of green, ranging from light lime to dark forest green. These shapes are primarily located on the right side of the slide, creating a modern, layered effect. The text 'Budget Questions' is positioned on the left side of the slide in a clean, sans-serif font.

Yuba City General Fund Expenditures FY 2015 - Proposed 19-2020

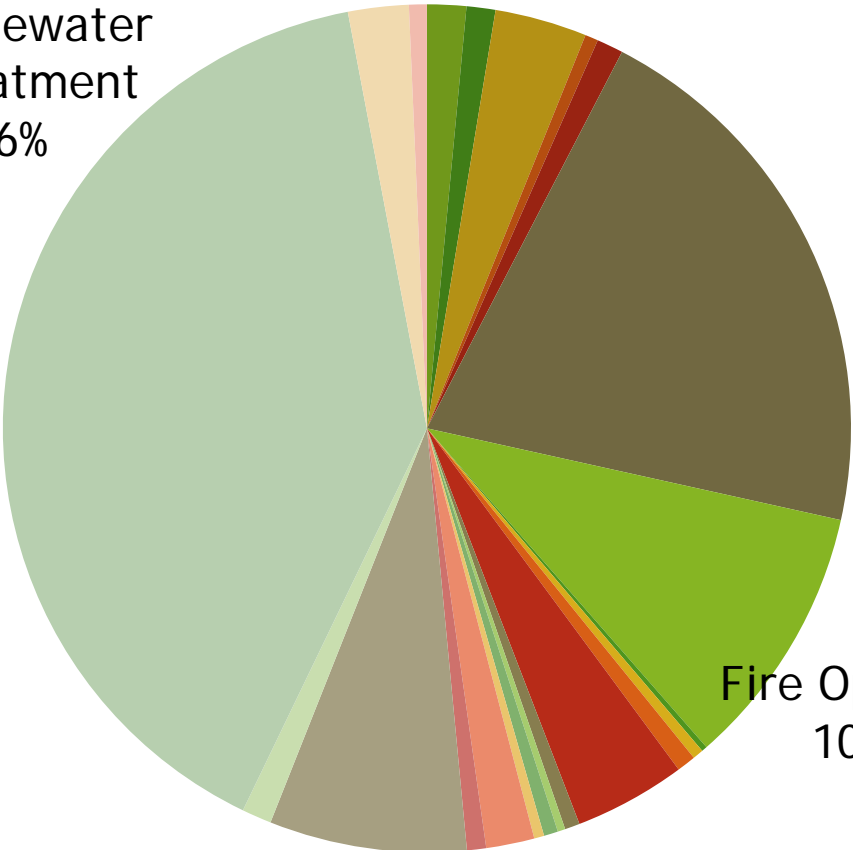


Budget Increases

- ▶ Finance
- ▶ Information Technology
- ▶ Human Resources
- ▶ Planning
- ▶ Building
- ▶ Police Administration
- ▶ Police Traffic Education and Enforcement
- ▶ Police Investigations
- ▶ Police Field Operations
- ▶ Police Community Outreach
- ▶ Police Information Resources
- ▶ Fire Operations
- ▶ Public Works Administration
- ▶ Engineering
- ▶ Street Maintenance
- ▶ Facilities Maintenance
- ▶ Community Services Administration
- ▶ Recreation Supervision
- ▶ Recreation Programs
- ▶ Parks Maintenance
- ▶ Animal Control Services
- ▶ Water Distribution
- ▶ Water Treatment
- ▶ Wastewater Collection
- ▶ Laboratory
- ▶ Pretreatment Program

Percentage of Budget Increases by Division

Wastewater Treatment
39.86%



Police*
20.86%

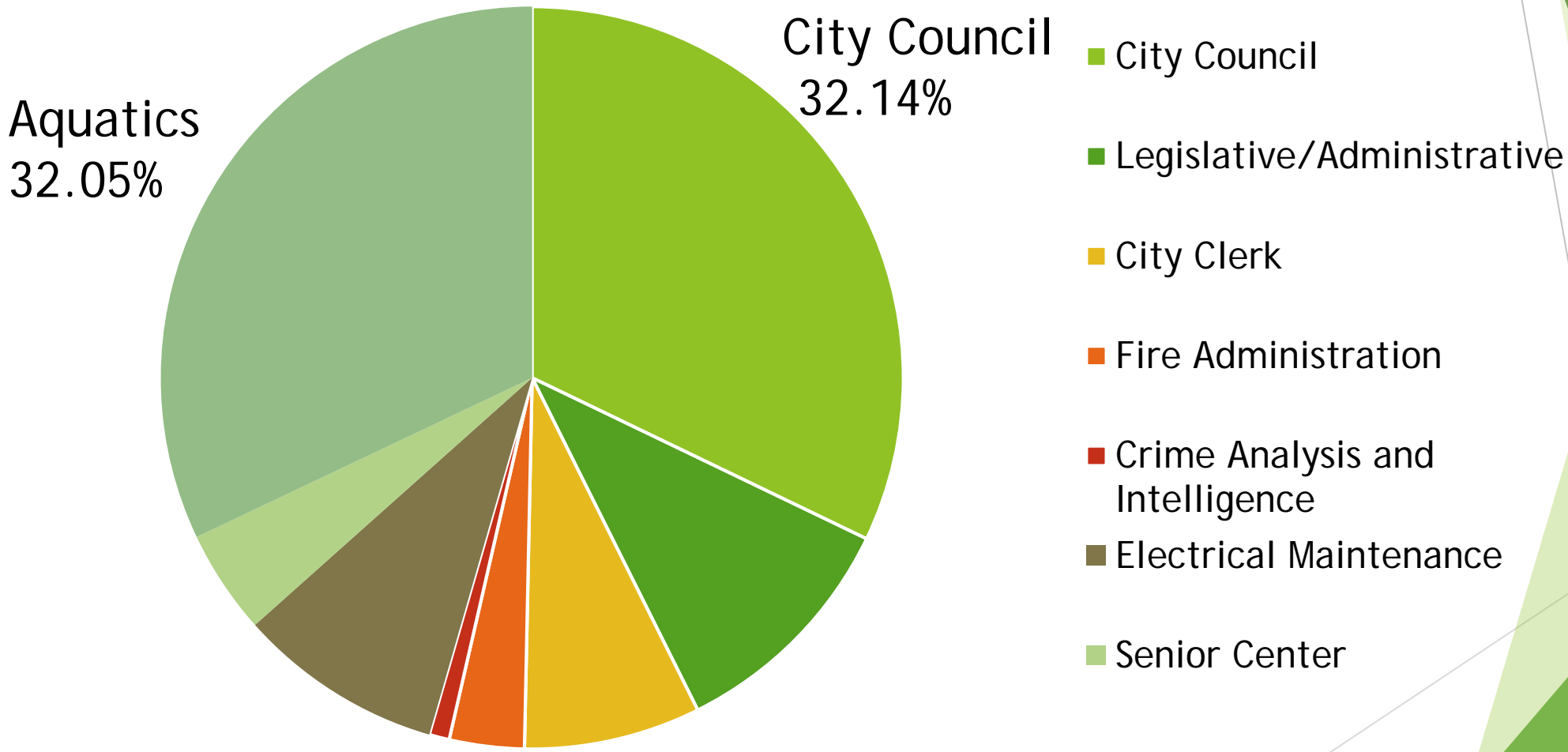
Fire Operations
10.07%

- Finance
- Information Technology
- Human Resources
- Planning
- Building
- Public Works Administration
- Engineering
- Street Maintenance
- Facilities Maintenance
- Community Services Administration
- Recreation Supervision
- Recreation Programs*
- Parks Maintenance
- Animal Control Services
- Water Distribution
- Water Treatment
- Waste Water Collection
- Wastewater Treatment
- Laboratory
- Pretreatment Program

Budget Cuts

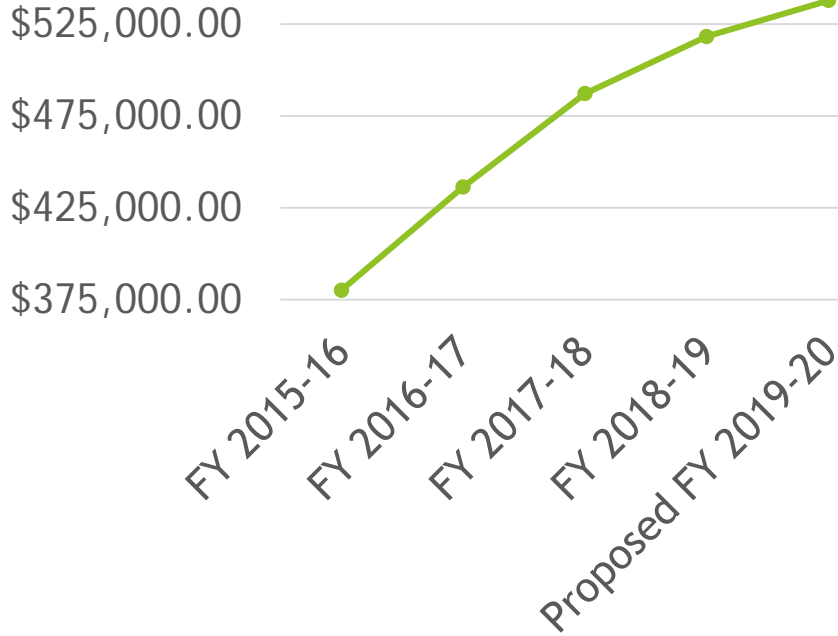
- ▶ City Council
- ▶ City Clerk
- ▶ Electrical Maintenance
- ▶ Crime Analysis and Intelligence
- ▶ Senior Center
- ▶ Aquatics
- ▶ Treasurer's Office (-\$2.00)

Percentage of Budget Cuts by Division

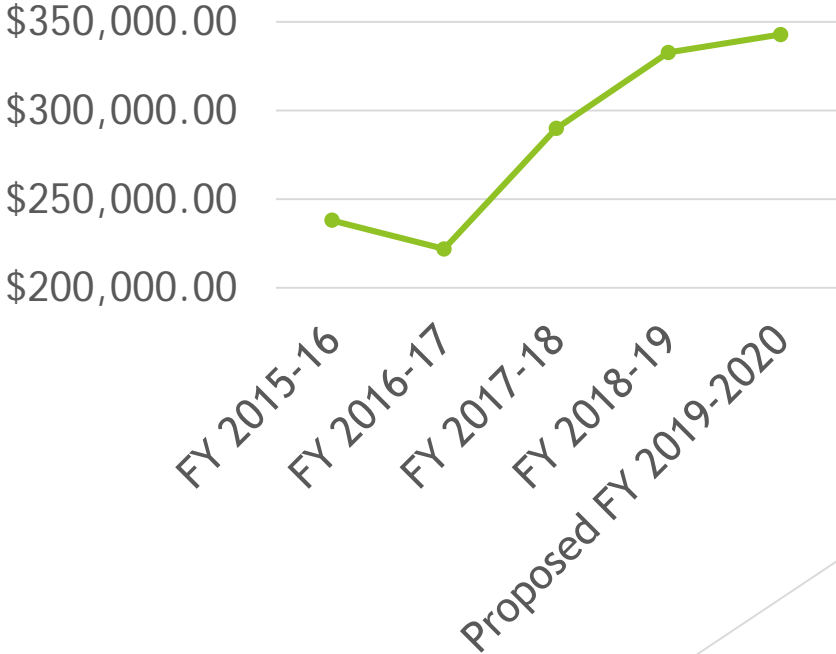


Community Services Department's Budget (1.8% overall increase year-over-year)

Administration
41.5% increase

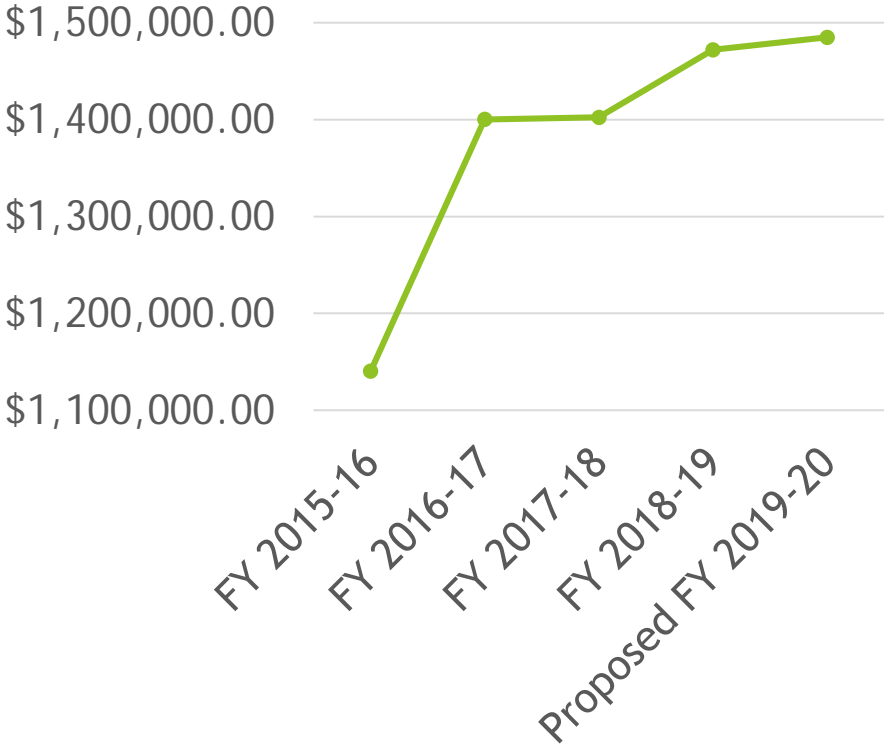


Recreation Supervision
44.01% increase

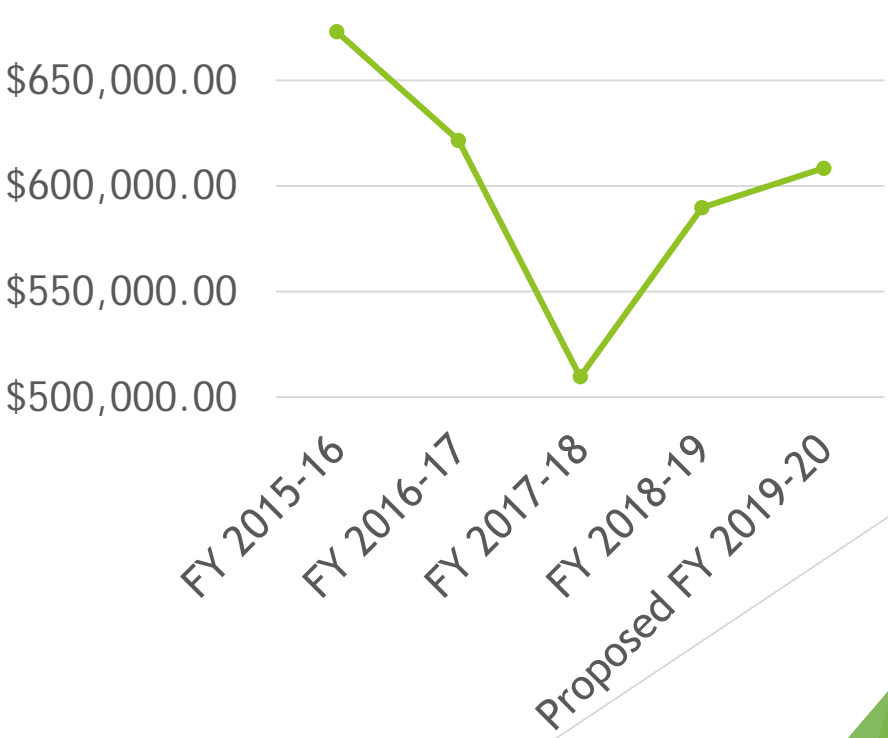


Community Services Department's Budget (1.8% overall increase year-over-year)

Parks Maintenance*
30.23% increase

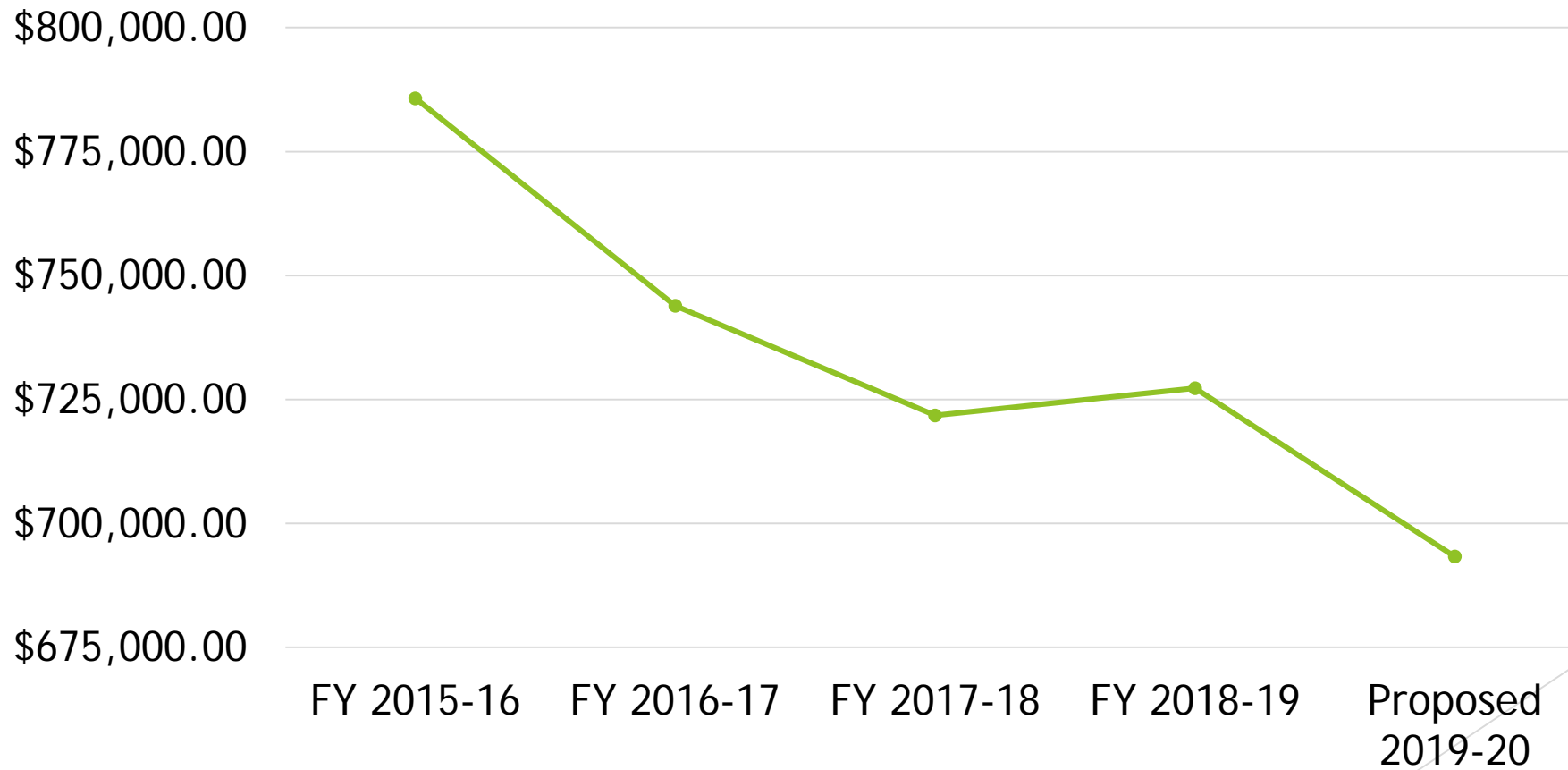


Recreation Programs
9.61% decrease
(17.9% in FY 17-18)



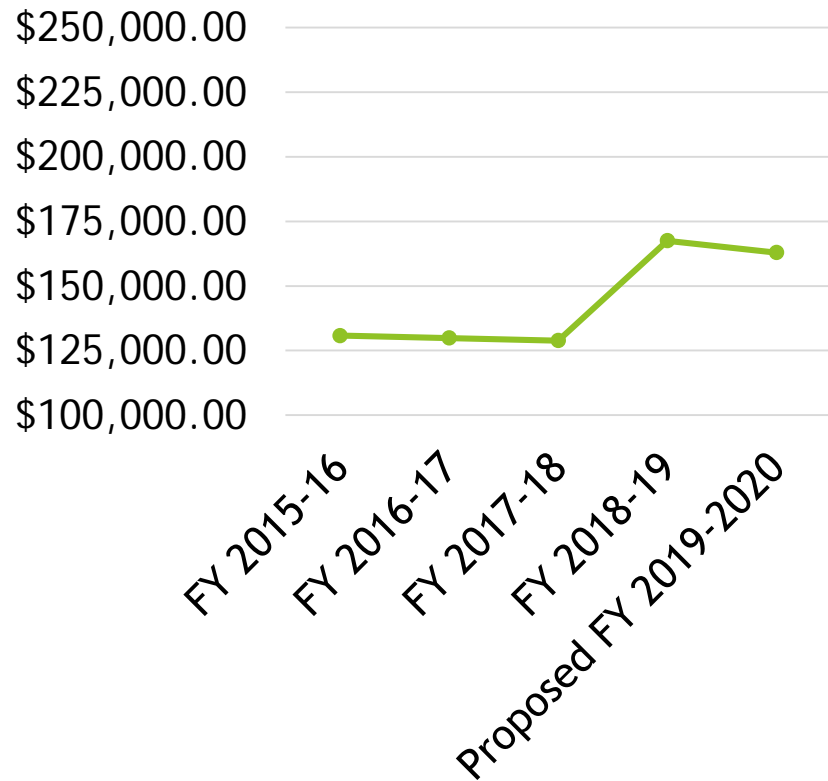
Aquatics Expenditures - Total

11.7% decrease

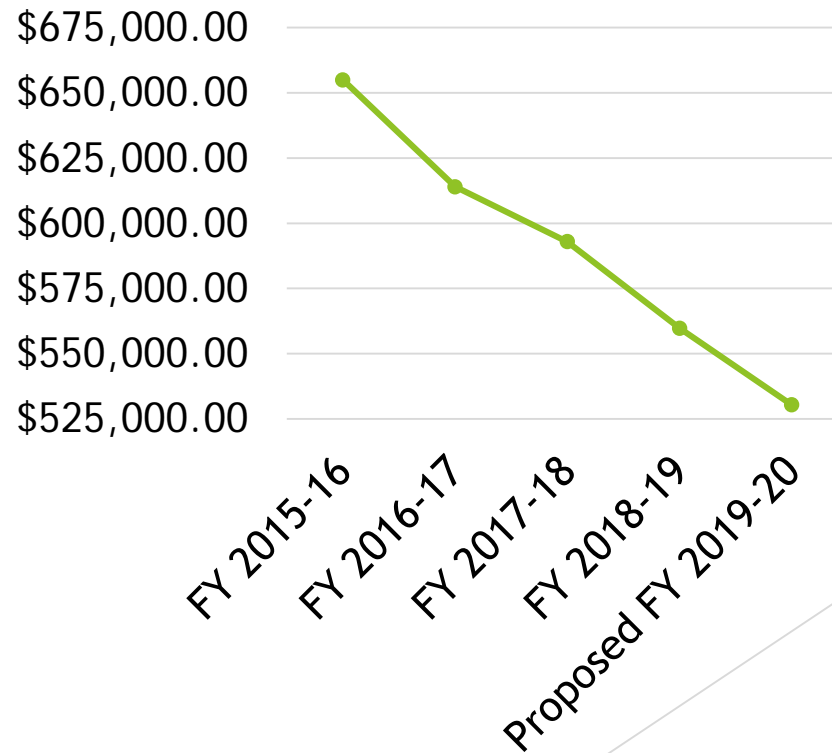


Aquatics Expenditures: Salaries vs. Supplies and Services

Salaries
+24.5% increase



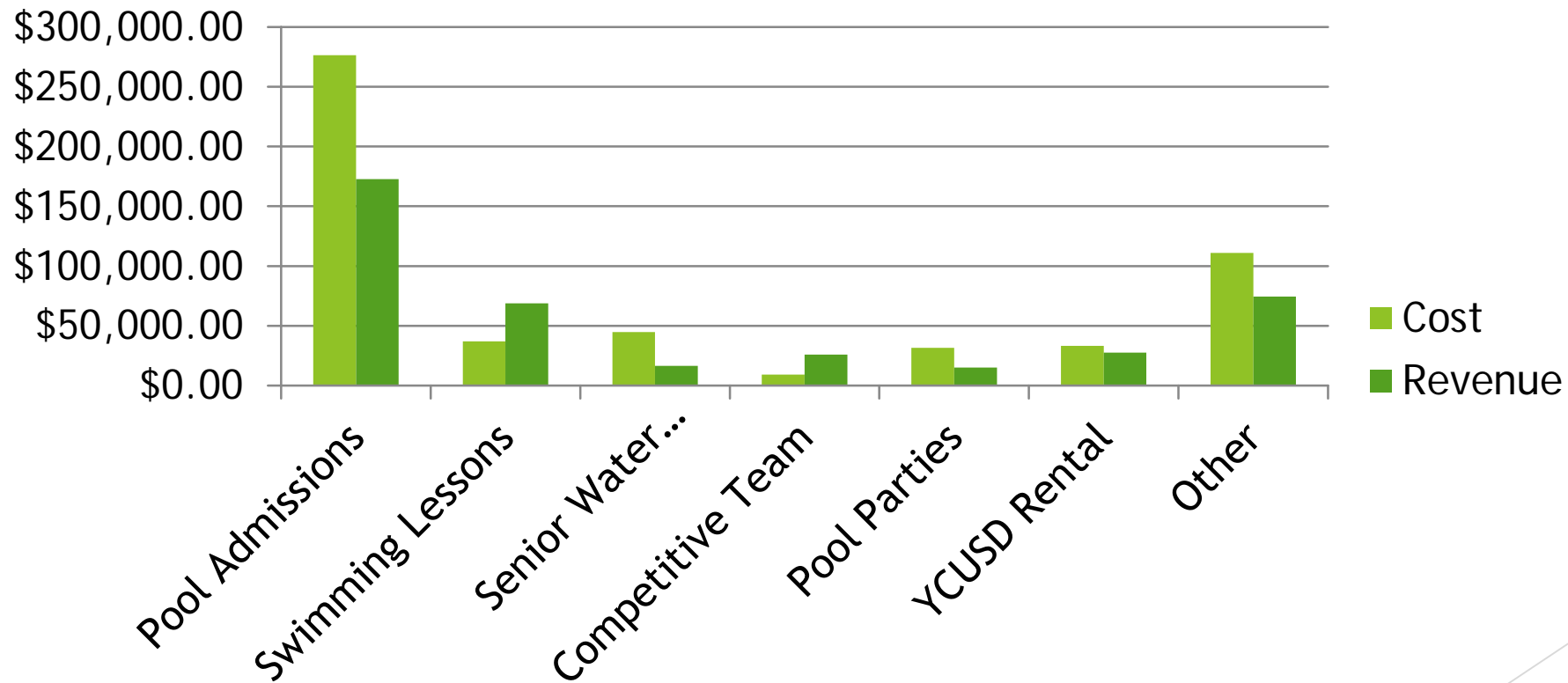
Supplies and Services
19% decrease



Community Services Budget Priorities

- ▶ The Community Services Department budget appears to prioritize:
 - ▶ Administration
 - ▶ Supervision
- ▶ The Community Services Department budget also appears to:
 - ▶ Deny services to anyone who wants to use the pool for nearly half the year including:
 - ▶ Feather River Aquatic Club
 - ▶ Yuba Sutter Tri-Club athletes
 - ▶ U.S. Masters Swimming
 - ▶ Lap swimmers
 - ▶ Senior Water Aerobics
 - ▶ Any other citizen of Yuba City
 - ▶ Hurt the local economy that benefits from the activities of these groups

Aquatics Programs Costs and Revenues 2017-2018



It is unclear how closing GAP for five months makes financial sense

- ▶ City staff has not disclosed the costs the facility will continue to incur when it is closed.
- ▶ Analyzing costs and revenues based on the calendar year does not make sense because of the seasonality of the facility.
- ▶ It will eliminate one of the two programs that brings money in to the facility. FRAC paid the City \$28,858 in FY 2017-18. That revenue stream will go away.
- ▶ Others who contribute to the revenue stream are not likely to return as they will need somewhere else to swim during those five months.
- ▶ What will happen to the employees at GAP? Will they be laid off or will they be repositioned elsewhere?

Requests to the City Council

- ▶ Agree to keep the pool open all year, despite the operating losses, because the City Council dedicated and continues to dedicate substantial time, energy, and money to ensuring Yuba City has a vibrant parks and recreation program, which includes an aquatics facility that is available year round to the citizens who continue to pay tax dollars for it;
- ▶ Agendize a supplemental budget appropriation memorializing this decision to ensure the budget process does not become the basis for closing the pool in the immediate future;
- ▶ Direct the new City Manager to enter contract negotiations with Feather River Aquatic Club to ensure stability for the club in the future as it relates to pool operations; and
- ▶ Evaluate adding programming in the off season to increase revenues. Closure is not the only answer.

#saveourpool