

City Treasurer



Quarterly Investment Report

As Prescribed by Government Code Section 53646

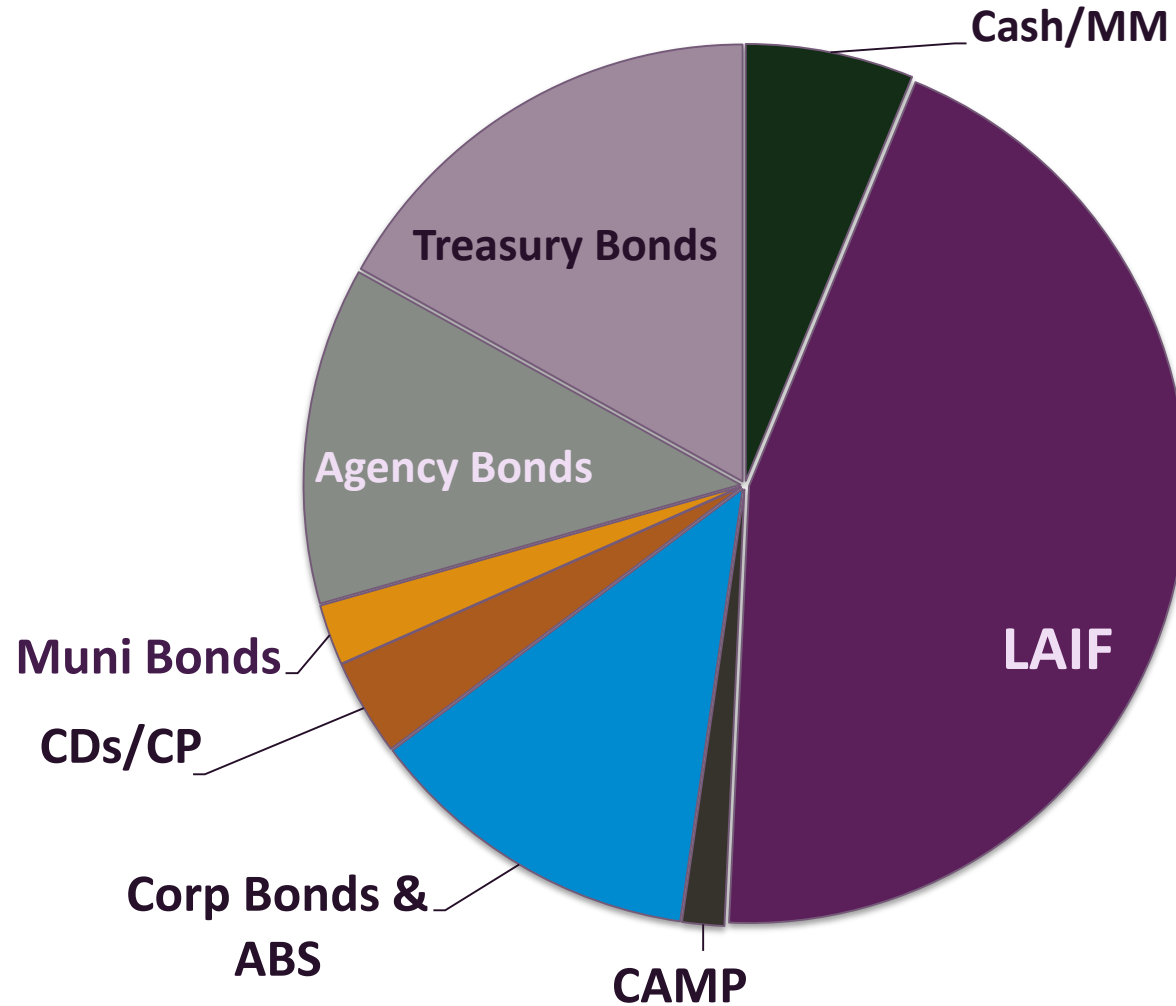
Quarter Ended
June 30, 2020

4th Quarter Portfolio Value

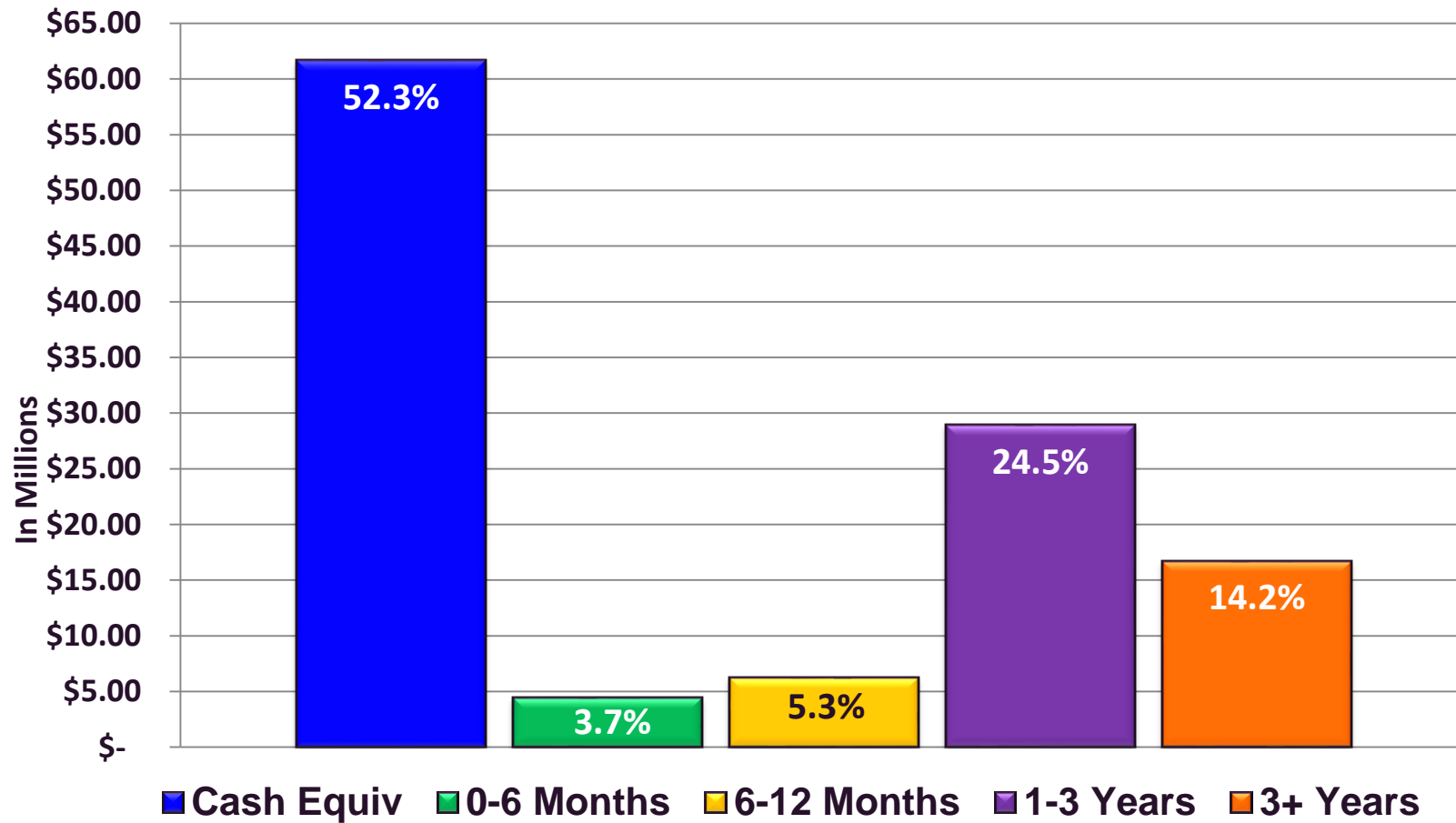



- Market Value: \$125.2 million
 - \$117.9 million City-Held; includes \$13.8 million of SBFCA funds
 - \$7.3 million Trustee Held (Various Bond Issues)
- \$0.48 MM net increase from last quarter, notable transactions are
 - WWTP improvement project bond proceeds, \$11.6 million; construction costs, \$15.6 million
 - Property tax receipts, second installment, \$10.3 million
 - Various debt service payments, \$3.8 million
 - 5th St. bridge reimbursement claim receipts, \$2.8 million, and construction costs, \$2.9 million
 - Sales tax receipts, \$2.9 million
 - SBFCA construction costs, \$1.3 million; and receipts, \$2.8 million
 - Various franchise fees receipted, \$1.0 million
- 10 investments matured or sold/7 purchased
 - Avg. yield, sold = 1.87%
 - Avg. yield, purchased = 0.95%

City-Held Composition



City Held Investment Portfolio Maturity Distribution





Questions?