

YUBA CITY FIRE DEPARTMENT

2020 ANNUAL REPORT





Jesse Alexander – Fire Chief

Message from the Fire Chief

I am honored to serve the citizens of Yuba City as your Fire Chief, and it is a privilege to lead the women and men of the Yuba City Fire Department.

The Yuba City Fire Department is an all-risk, all-hazards fire department. We staff our fire engines with well-trained firefighters to deliver the highest quality emergency response to structure fires, vegetation fires, vehicle accidents, water rescue incidents, medical emergencies, hazardous materials incidents, or any other type of response for which we may be called. Five strategically placed fire stations throughout Yuba City allow us to provide a rapid response to the approximate 73,000 citizens we serve.

The culture of the Yuba City Fire Department is founded on a set of values called the Four Pillars. All fire personnel strive to model their behavior on these Four Pillars, which are Perspective, Selflessness, Servant's Heart, and Perfect Effort. We look forward to serving our community and continuing to provide the fire protection and emergency services that our citizens have come to expect throughout our more than century of service.

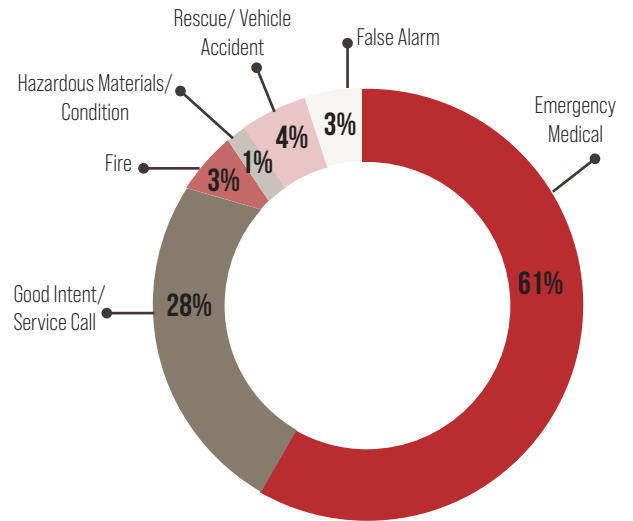
Notable Accomplishments of 2020

- Implemented the California Incident Command Certification System (CICCS), to meet best practice requirements for mutual aid deployments
- Created a Mental Health Task Force
- Implemented a training platform for tracking, maintaining, and developing of legal training requirements
- Developed a 2-year training plan to meet industry standards
- Established a social media program
- Redevelopment of YCFD Website, which provides increased information on emergency preparedness, is customer friendly, and allows customers to secure and pay for permits online.
- New roof on Fire Station 1
- Repaired dry rot damage to Fire Station 2
- Repaired failing brick facade at Fire Station 3
- Creation and development of Department Policy and Procedure process
- Establishing and testing of our Emergency Alert Notification System (CodeRED)
- Establishing of City's Department Operations Center (DOC) for COVID Response
- Held (3) new fire recruit academies
- Held (2) Fire Apparatus Operator promotional exams
- Held (1) Fire Captain promotional exam
- Held (1) Battalion Chief promotional exam
- Held (1) Division Chief promotional exam



Calls for Service

Call Volume by Type 2018 - 2020				
INCIDENT TYPE	2018	2019	2020	3-YEAR AVERAGE
Emergency Medical	6729	6968	6570	6756
Good Intent / Service Call	2316	2525	2952	2598
Fire	313	260	317	297
Hazardous Materials / Condition	116	152	133	134
Rescue / Vehicle Accident	454	502	413	456
False Alarm	266	303	282	284
TOTAL	10194	10710	10667	10524



Response Times

The information below reflects the response time performance in the Department's service area, showing the performance of first-arriving units to priority calls. Response time is the elapsed time from when a unit is dispatched by the 9-1-1 Dispatch Center until the unit arrives at the scene.

STRUCTURE FIRES

77%

Goal:
5 Minutes 90% of the time

EMS

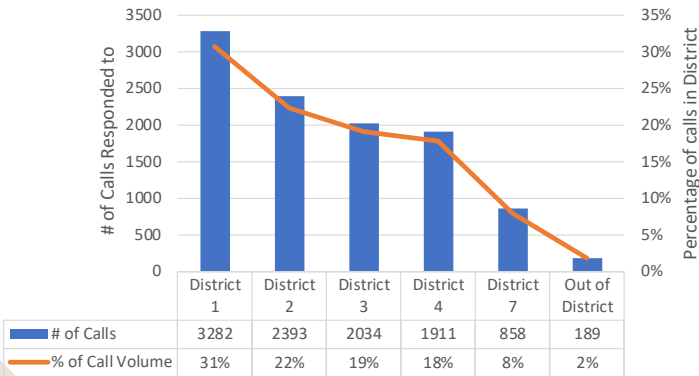
74%

Goal:
5 Minutes 90% of the time

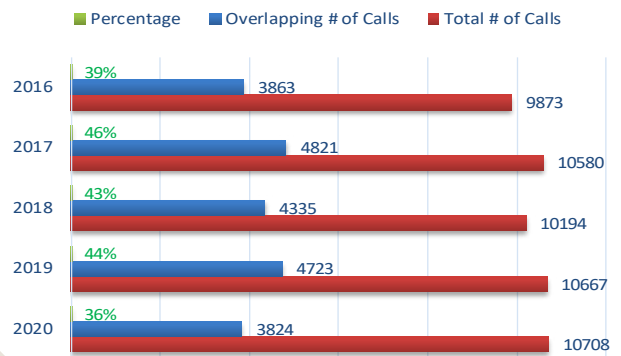
AVERAGE RESPONSE TIME OF ALL CALLS

5:59

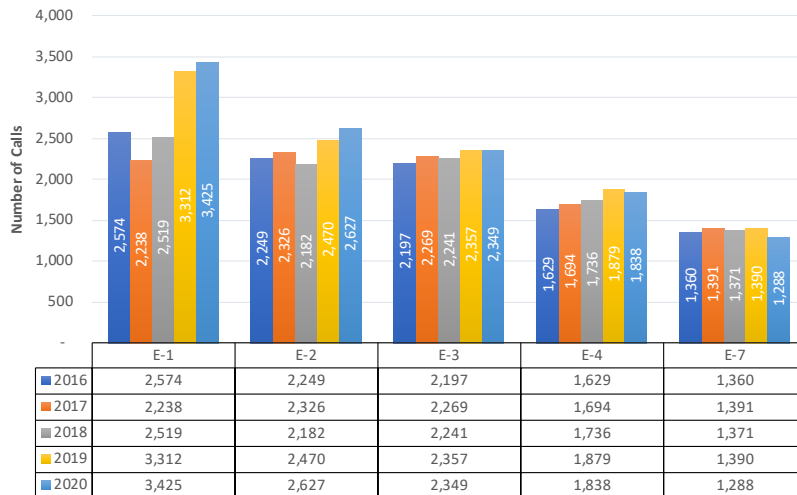
Incidents by District



Overlapping Calls



Number of Calls by First-Due Unit
5-Year comparison



Significant Events



The following section describes significant events managed by the Yuba City Fire Department in 2020:

- On February 10, 2020, at 4:47 p.m., a multi-story apartment building fire occurred at the Sandpiper Cove Apartments at 385 McRae Way. Crews arrived to find multiple units involved.

 - **Estimated Value: \$1,864,363 Estimated Loss: \$346,239 Estimated Total Saved: \$1,518,124**
- On May 10, 2020 at 1:22 a.m., a multi-story apartment building fire occurred at the La Espana Apartments at 1166 B Street. Crews arrived to find multiple units involved on both the first and second floors.

 - **Estimated Value: \$1,600,000 Estimated Loss: \$1,100,000 Estimated Total Saved: \$500,000**
- On August 25, 2020 at 12:49 a.m., a commercial structure fire occurred at 1290 Louise Avenue. Crews arrived to find the structure well involved.

 - **Estimated Value: \$300,000 Estimated Loss: \$300,00 Estimated Total Saved: \$0**
- On December 2, 2020 at 5:49 p.m., a structure fire occurred at 1040 Franklin Avenue. Crews arrived to find the residence fully involved.

 - **Estimated Value: \$453,281 Estimated Loss: \$339,880 Estimated Total Saved: \$113,401**

DOLLAR VALUE SAVED & LOSS ANALYSIS

Structure fire calls within the Department's response area:

Total Values: \$15,424,656
 Total Losses: \$ 4,028,222
 Total Saved: \$11,396,434

TOTAL % LOST: 26%
TOTAL % SAVED: 74%



Mutual & Automatic Aid Incidents 2018 – 2020				
TYPE OF AID	2018	2019	2020	3-Year Average
Mutual Aid Received	6	8	13	9
Mutual Aid Given	48	54	72	58
Automatic Aid Given	86	58	45	63
Automatic Aid Received	73	75	71	73
Other Aid Given	2	1	2	2
TOTAL	215	196	203	205

Five of California's Largest 20 Wildfires occurred in 2020. YCFD responded to 12 Wildfires under the California Fire Assistance Agreement (CFAA) for the Rescue Emergency Mutual Aid System in the calendar year 2020. Our response included but was not limited to the August Fire (Largest in CA History), the Glass Fire (9th most destructive fire CA History), and the Bear Fire (5th Deadliest Fire in CA History).

- YCFD personnel deployed for a total of 8,347.5 hours on these Wildfire Incidents. (For perspective, there are 8,760 hours in a calendar year)
- YCFD receives reimbursement for over \$468,000 in overtime expenses generated during these deployments.
- Yuba City recovered over \$168,000 in administrative and vehicle usage costs.
- Yuba City will be receiving over \$636,000 in total reimbursement under CFAA.

There is a multitude of reasons for participating in the Master Mutual Aid System:

- Aid Cities, Counties, and Jurisdictions that have emergency incidents that exceed their capabilities. (Wildfires, Floods, Earthquakes, and Mudslides)
- Allows our City to receive similar assistance.
- Provides specialized training for YCFD personnel to be utilized on Yuba City emergency incidents.
- Provides experience for YCFD personnel, which helps develop personnel for Yuba City emergency incidents.
- All overtime costs are reimbursed.
- Recoverable Administrative and Vehicle Costs.

Bureau Inspections

Inspections of new businesses and existing occupancies are an integral component of ensuring the economic vibrancy of the community while reducing the community risk for residents. Recurring inspections maintain a connection between constituents and the Department and mitigate potential threats to customers, occupants, and first responders alike. In 2020, Yuba City Fire Department made significant progress in achieving compliance with SB-1205, which requires schools, hotels, motels, hospitals, nursing facilities, and apartments to be inspected annually.

There are 2,430 occupancies in Yuba City that qualify for life-safety inspections; of these, 371 are required by the State Fire Marshal’s Office to be inspected annually. The Department has a goal of inspecting the remaining occupancies on a biannual basis. Fire-prevention personnel prioritizes inspections based on risk. The number of occupancies fluctuates as new businesses are built, and old businesses are redeveloped. In addition to existing occupancies, inspections of new commercial buildings are performed at various stages of

19/20 FY Inspections	
Inspection Type	Completed
Plan Review	122
Bureau Inspections Completed	864
Engine Company Inspections Completed	391
Violations Corrected	1469

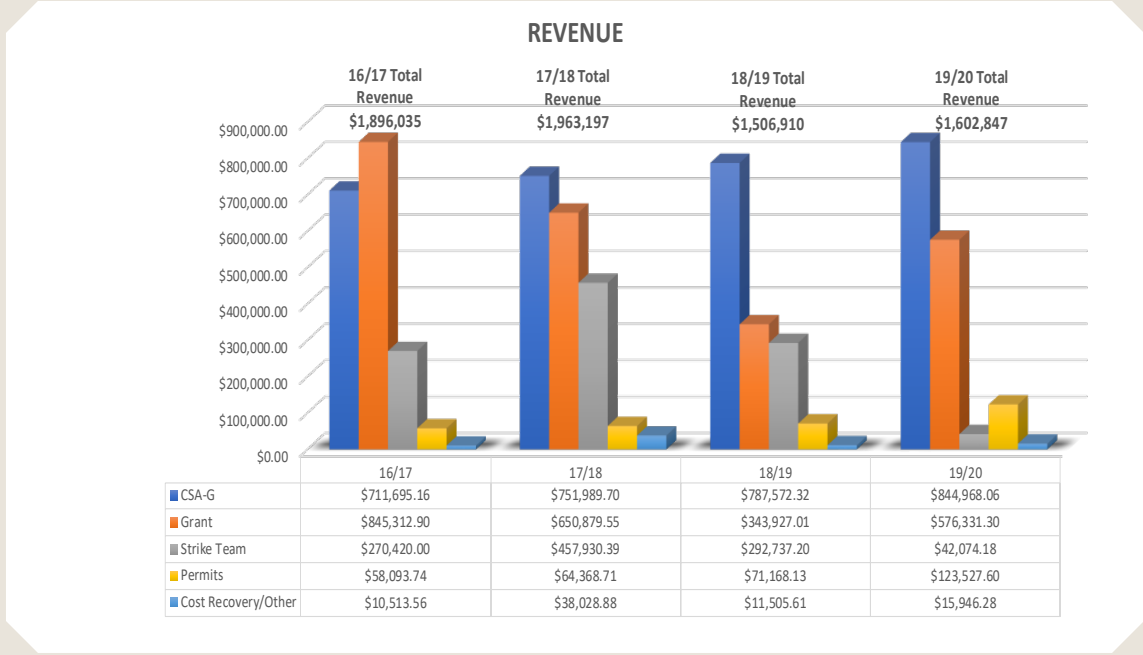


Public Education

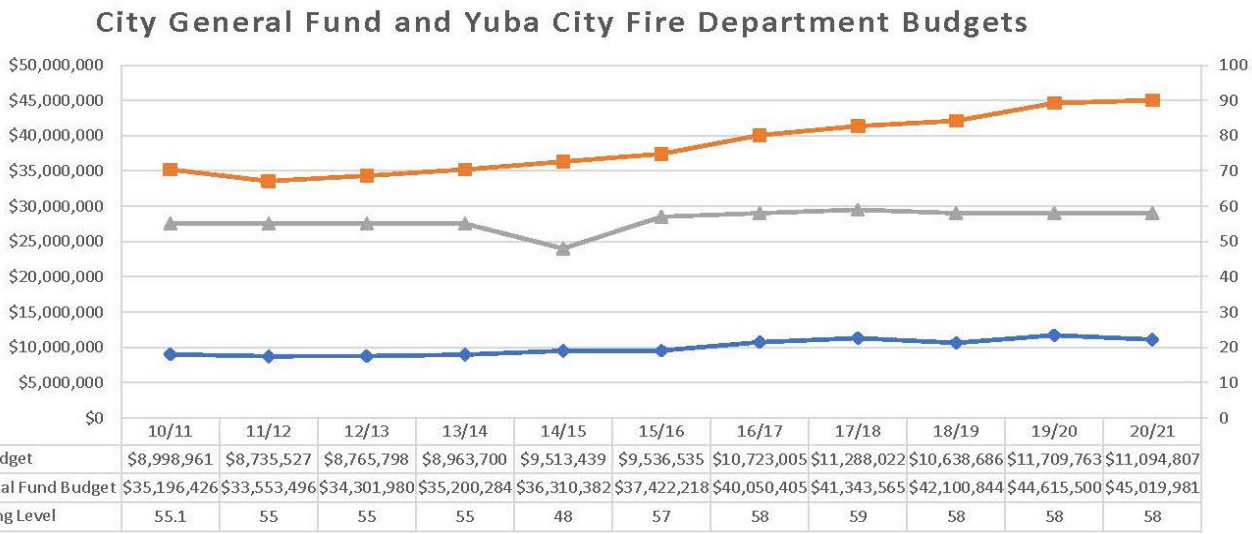
Public education addresses the behavioral change component of community risk-reduction efforts. Inspections and plan reviews provide for the necessary safety elements of community buildings. In contrast, training and public outreach provide the foundation for citizen actions that can further reduce property and life loss in their homes and workplaces.

Recurring community-based events, such as National Night Out, Summer & Christmas Strolls, Engine Company visits, and station tours, provide the general public with simple education opportunities and keep the public engaged in Department activities. In conjunction with regular public education messages posted on social media, these public education forums directly connect individuals who may not have used emergency services or experienced direct contact with the Yuba City Fire Department.

Revenue



City General Fund and Yuba City Fire Budgets





Yuba City Fire Department

The Yuba City Fire Department has 58 personnel: chief officers, fire officers, firefighters, and administrative support staff.

In addition to providing fire suppression, prevention, and education services, the department has specialized teams that include:

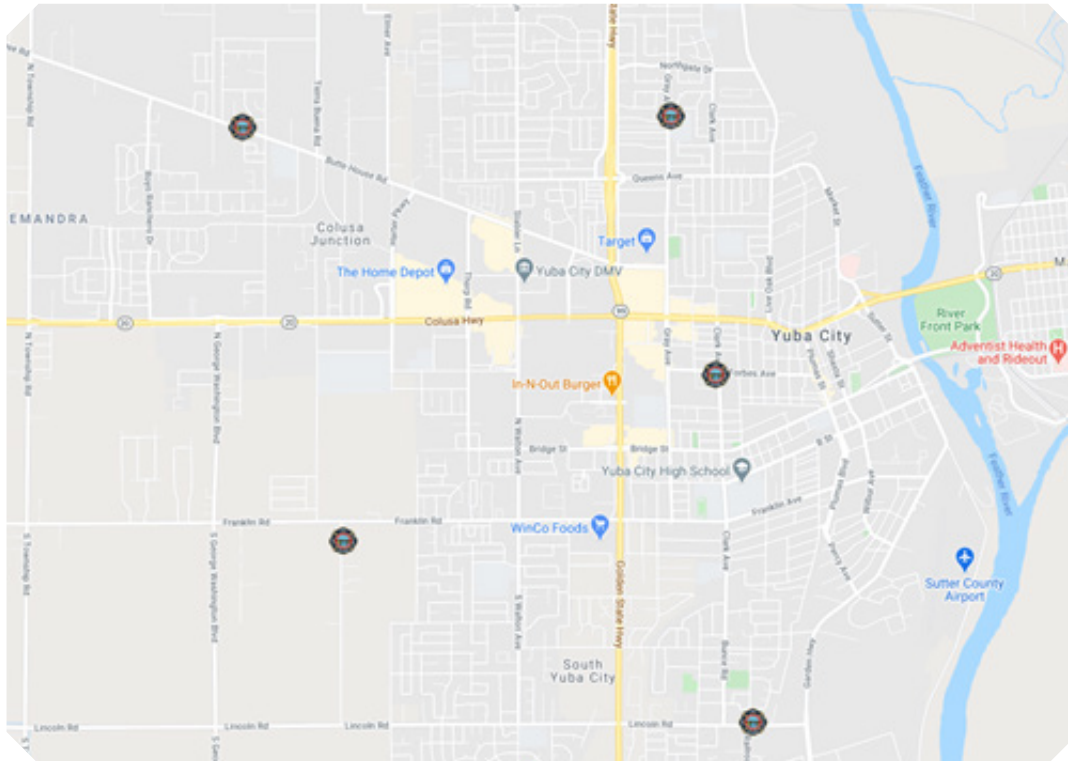
- **Advanced Technical Rescue (ATR) Team:** Is a 12-member team that trains and specializes in technical rescue that focuses on swift water, confined space, and technical rope rescue. ATR is responsible for maintaining and deploying a Type III Urban Search and Rescue (USAR) Trailer.
- **Hazardous Materials (Hazmat) Team:** is a 10-member team that are certified as Hazardous Material Specialists and Hazardous Material Technicians, which help make up the region's Hazardous Materials Team, also known as the Yuba Sutter Hazardous Materials Response Team. The HazMat Team is responsible for maintaining and deploying one of the few Office of Emergency Services Type II HazMat vehicles in Northern California.

➤ **Tactical Emergency Medical Services (TEMS)**

Team: Is a 9-member team that works closely with the Yuba City Police Department, which is deployed with SWAT members of various agencies and serves vital support functions to our law enforcement. This specially trained EMS team is there to provide tactical medical care if public safety or others become wounded in the course of a SWAT call out.



- Station 1 - 824 Clark Ave • Station 2 - 1641 Gray Avenue • Station 3 - 795 Lincoln Rd
- Station 4 - 150 Ohleyer Rd • Station 7 - 2855 Butte House Rd



Fire Apparatus

Five fire stations house 17 pieces of fire apparatus utilized for both emergency and support operations. Each fire station staffs a primary fire apparatus with a Fire Captain, Fire Apparatus Operator, and a Firefighter.

- Types of fire apparatus include:
- Fire Engine (Type I), including an OES Type I (Mutual Aid Deployments)
- Ladder Truck
- Wildland Engine (Type III)
- Brush Vehicle (Type VI)
- Water Tender
- Breathing Air Support Vehicle
- Rescue Trailer, Jet Skis, and Water Rescue Boat
- Regional HazMat Unit
- Command and Support Vehicles

