




Water Supply Update

April 20, 2021



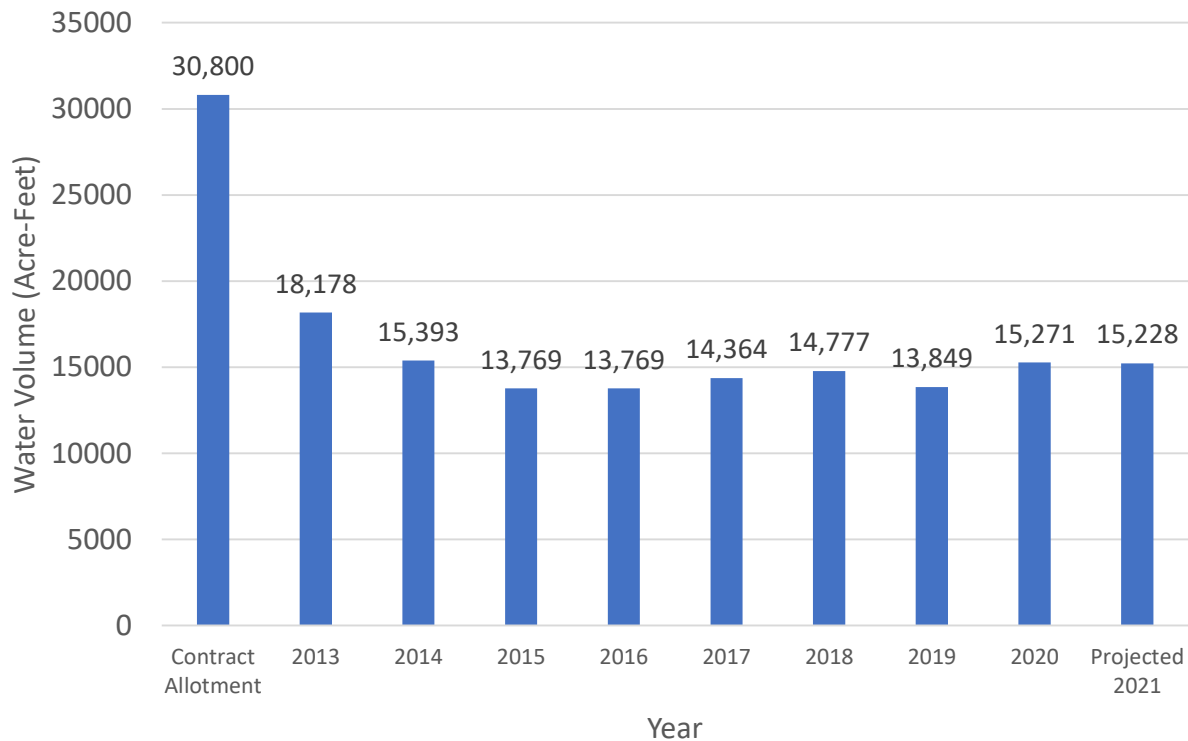
Presentation By:
Diana Langley, Public Works Director

Water Sources




Water Source	Annual Allotment (Acre-Feet)	Time of Use
SWRCB License 13855	6,500	September-June
SWRCB Permit 18558	9,000	October-June
North Yuba Water District	4,500	Summer
DWR State Water Project	9,600	Year Round
Backup Groundwater Well @ WTP	1,200	As Needed
Total:	30,800	

Contractual Water Supply, Historical Water Uses 2013-2020, and Projected Water Demand for 2021





2021 Water Sources




Water Source	Annual Allotment (Acre-Feet)	Time of Use
SWRCB License 13855	1,887	September-June
SWRCB Permit 18558	4,443	October-June
North Yuba Water District	4,500	Summer
DWR State Water Project (SWP)	480	Year Round
Backup Groundwater Well @ WTP	1,000	As Needed
SWP Contract "Carryover" Water	4,908	Summer
Total:	17,218	

2021 Water Supply vs Water Demand



Next Steps



- Update Urban Water Management Plan including the Water Shortage Contingency Plan
- Distribute educational/outreach materials to water customers
 - Rebate programs available
 - Check irrigation system
 - Cellular Meter Retrofit Project